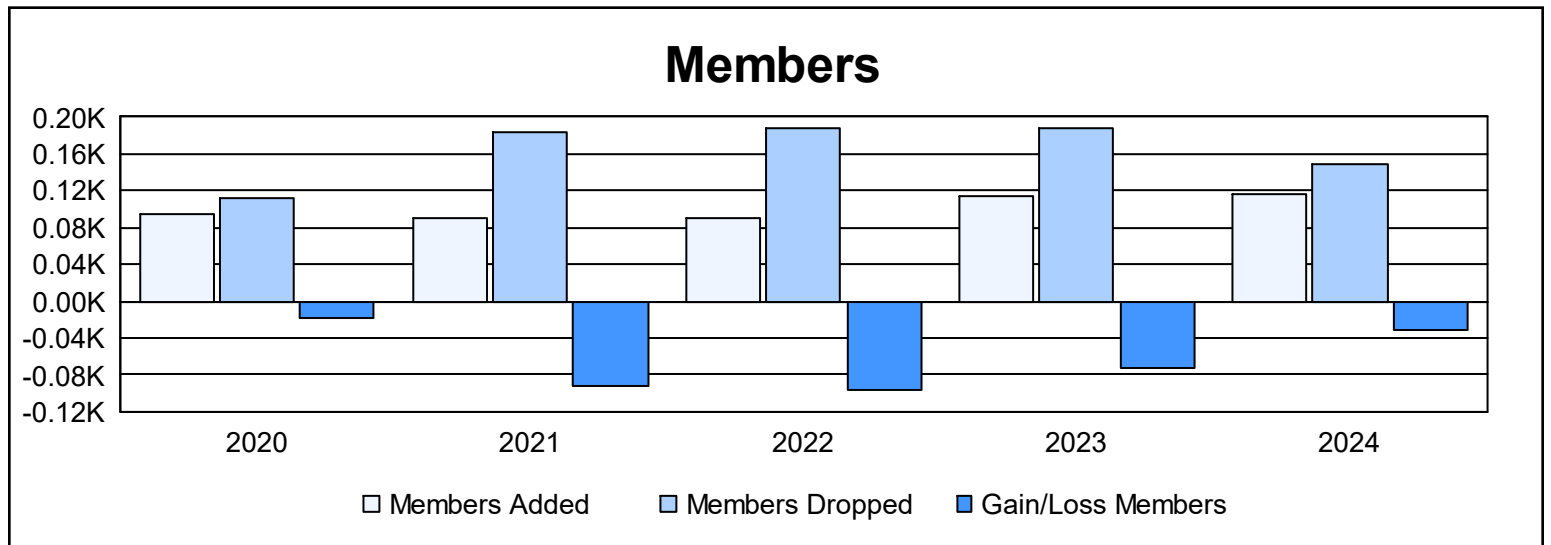
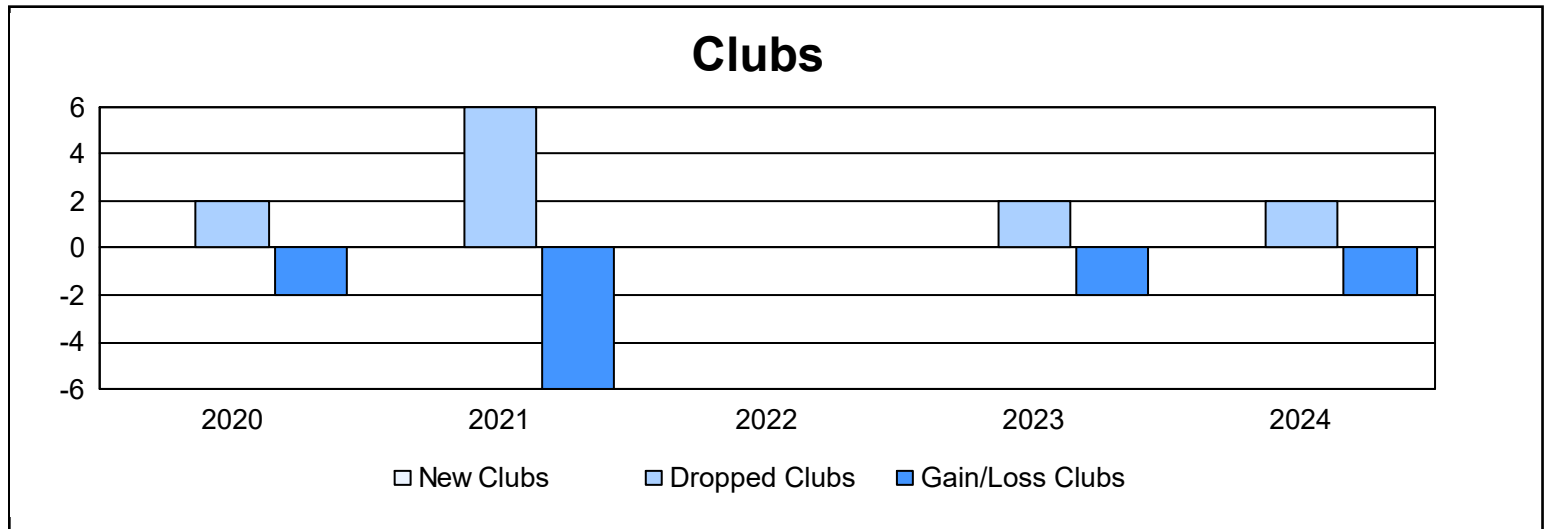
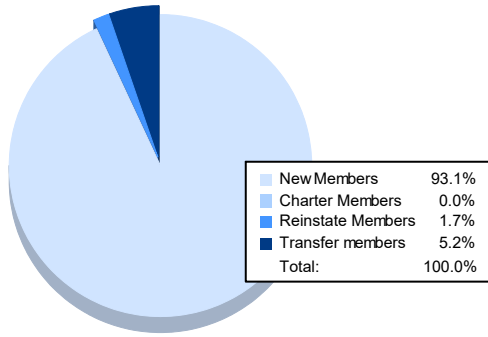


| Year | New Clubs | Dropped Clubs | Gain/ Loss Clubs | New Members | Charter Members | Reinstate Members | Transfer Members | Total Member Added | Total Members Dropped | Gain/ Loss Members |
|----------------|-----------|---------------|------------------|-------------|-----------------|-------------------|------------------|--------------------|-----------------------|--------------------|
| 2019-2020 | 0 | 2 | -2 | 88 | 0 | 2 | 4 | 94 | 113 | -19 |
| 2020-2021 | 0 | 6 | -6 | 64 | 9 | 1 | 16 | 90 | 183 | -93 |
| 2021-2022 | 0 | 0 | 0 | 89 | 1 | 0 | 0 | 90 | 187 | -97 |
| 2022-2023 | 0 | 2 | -2 | 107 | 1 | 3 | 4 | 115 | 188 | -73 |
| 2023-2024 | 0 | 2 | -2 | 108 | 0 | 2 | 6 | 116 | 148 | -32 |
| Average | 0 | 2 | -2 | 91 | 2 | 2 | 6 | 101 | 164 | -63 |



Membership Composition June 2024 Cumulative



Gender Composition June 2024 Cumulative

